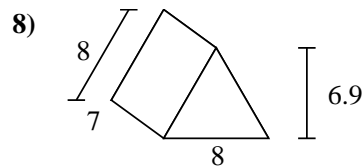
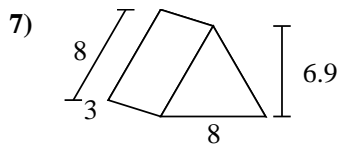
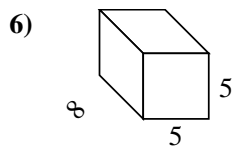
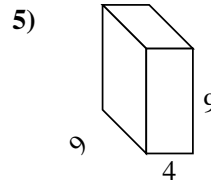
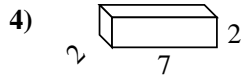
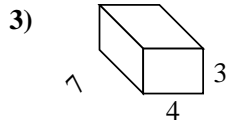
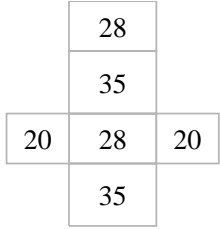
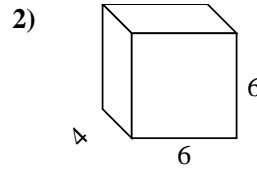
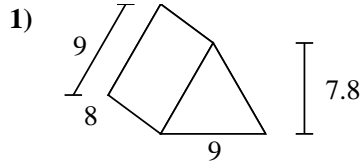
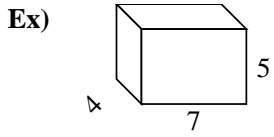


Find the surface area of each figure. Units are in cm (not to scale).



Answers

Ex. 166 cm²

1. _____

2. _____

3. _____

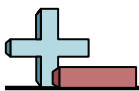
4. _____

5. _____

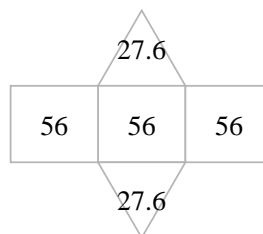
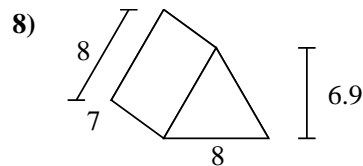
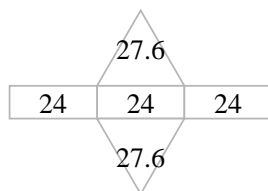
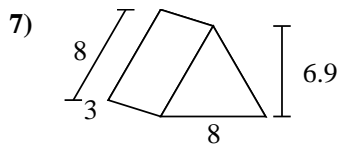
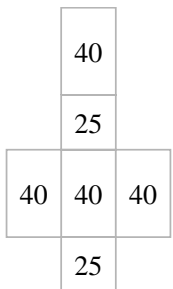
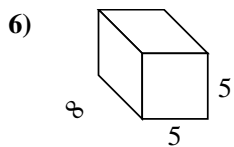
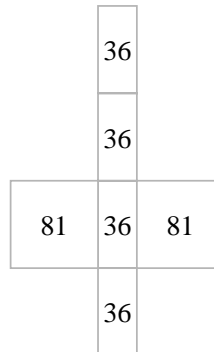
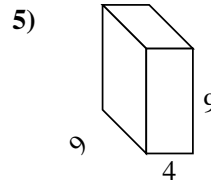
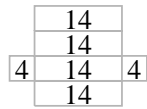
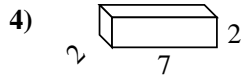
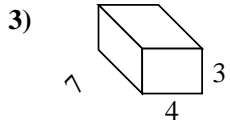
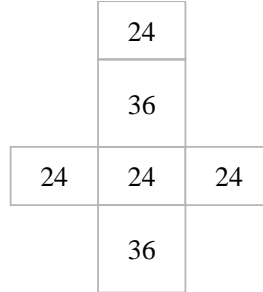
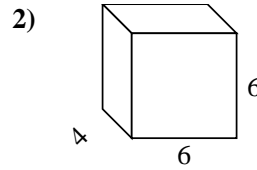
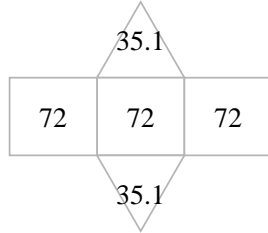
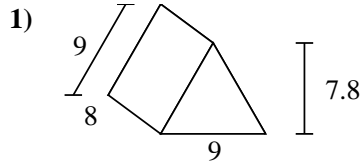
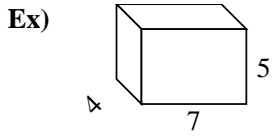
6. _____

7. _____

8. _____



Find the surface area of each figure. Units are in cm (not to scale).



Answers

- Ex. 166 cm²
- 1. 286.2 cm²
- 2. 168 cm²
- 3. 122 cm²
- 4. 64 cm²
- 5. 306 cm²
- 6. 210 cm²
- 7. 127.2 cm²
- 8. 223.2 cm²